

Methane Transmitter E2618-CH4



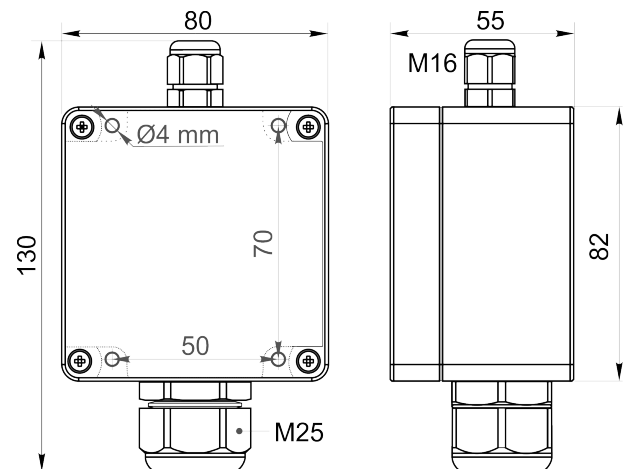
Features

- Wall-mount or duct-mount version
- Industrial IP65 housing
- Two analog outputs settable to 4-20 mA or 0-10 V
- RS485 Modbus RTU digital interface
- Attached or remote sensor

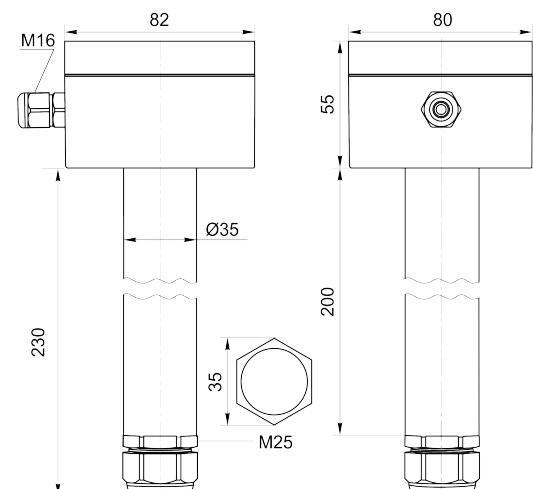
Specifications

Calibration	Methane CH ₄	
Sensor type	Metal-oxide semiconductor Pellistor (catalytic bead) on demand	
Sampling method	Diffusion	
Sensor	MOS	pellistor
Typical detection range	0...100% LEL	0...100% LEL
Resolution	0.1% LEL	1% LEL
Response time T90	ca. 60 s	<10 s
Sensor lifetime	> 5 years	> 5 years
Maintenance interval	12 months	6 months
Operating temperature	-40...+70 °C	-40...+70°C
Signal update	Every 1 second	
Self-diagnostics	Full functionality check at start-up	
Warm-up time	≤ 1 min	
Power supply	12...36 VDC (default) 24 VAC as option	
Power consumption	< 2 VA	
Digital interface	RS485, Modbus RTU protocol	
Analog outputs	2 × 4-20 mA / 0-10 V, user settable	
Output scale width	Recommended: 20-100% of the range; > 10 × resolution in any case	
Enclosure	Grey ABS plastic, wall mount, protection class IP65	
Dimensions	H82 × W80 × D55 mm	
Remote sensor probe	Protection IP65, shielded cable default cable length 3.0 m	
Operating environment	Industrial indoor and outdoor locations	
Operating conditions	(operating temperature is specified above) ≤ 95% RH non condensing; 0.9...1,1 atm Explosion-safe areas; normal ambient O ₂ level Avoid exposure to corrosive gases or silicone containing products.	

Wall mount version



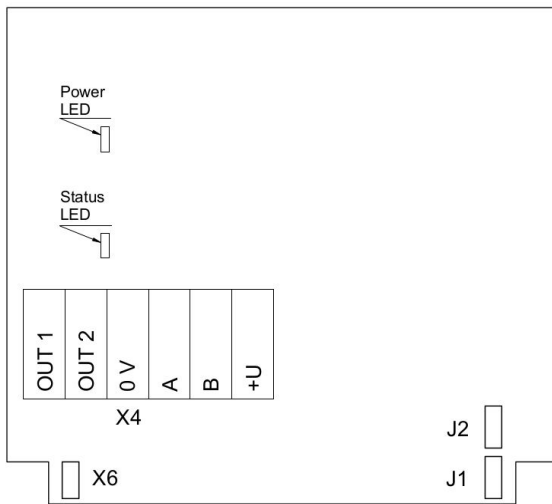
Duct mount version



Ask for other versions or custom designed products



Connection diagram



PCB without PSU and relays

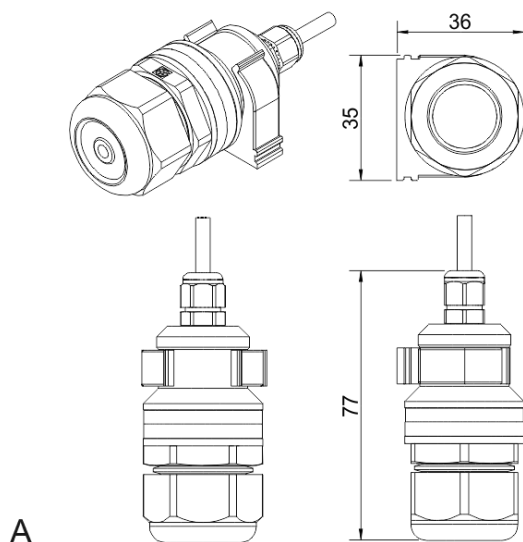
Jumpers

- J1** OUT1 type (open: 4-20 mA; closed 0-10 V)
- J2** OUT2 type (open: 4-20 mA; closed 0-10 V)
- X6** Reset Modbus network parameters to default

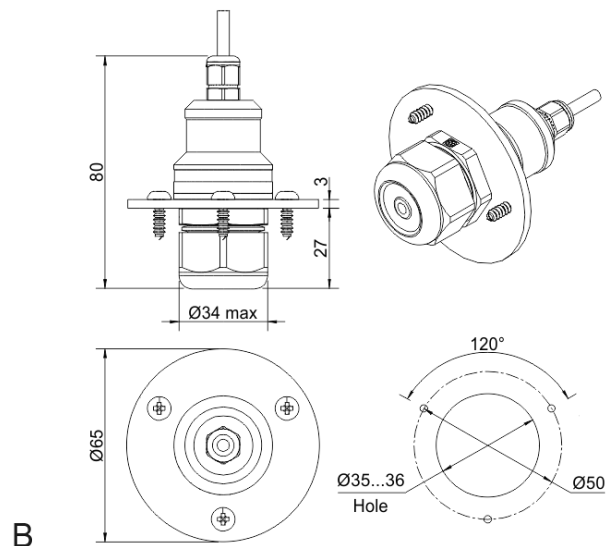
X4 terminals

- OUT1** 4-20 mA / 0-10 V output
- OUT2** 4-20 mA / 0-10 V output
- 0V** 0 V / 24 VAC Neutral (optional)
- A** RS485 A / Data +
- B** RS485 B / Data -
- +U** +24 VDC / 24 VAC Phase (optional)

Remote probe



Wall mount remote probe with fixing clamp (default version)



Remote probe with rubber flange and three self-tapping screws (on request)

