


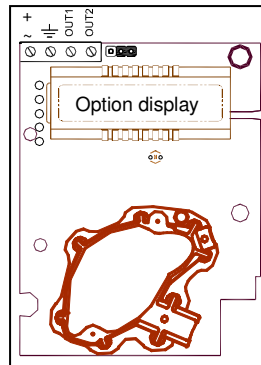


INTERNAL CO SENSOR




INSIDE FRONT DOOR OF DCC

AST-IS1 / AST-IS6 WITH CO2 SENSOR



AST-IS1 / AST-IS6 3-WIRE ANALOG TRANSMITTER WIRED TO DCC DUAL CHANNEL CONTROLLER

AST-IS1 / AST-IS6



INSTALLER SUPPLIED LOW VOLTAGE TERMINALS (24V NOMINAL)

SELECT LOW or LINE VOTAGE INCOMING POWER TO DCC, NOT BOTH

RELAY CONTROL WIRING TERMINALS. CONNECT TO COM & N/C. DO NOT USE SOLID CORE WIRE

INSTALLER SUPPLIED OPTIONAL LINE VOLTAGE (90-240 VAC, 50-60 HZ)

OUT2

THIS DCC-D-TCO-RT / AST-IS1 or AST-IS6 COMBINATION MAKES A TWO CHANNEL DETECTION SYSTEM MONITORING CO AND CO2.

CRITICAL ENVIRONMENT TECHNOLOGIES CANADA INC.
 www.critical-environment.com
DCC-D-TCO-RT C/W AST-IS1 / AST-IS6 WIRING CONNECTION PHOTO DRAWING
 REV-A Sept. 28, 2016