
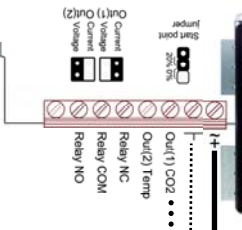
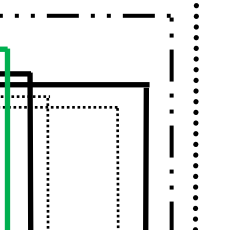

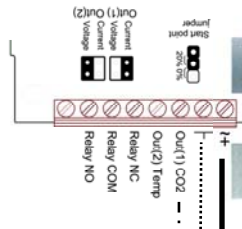
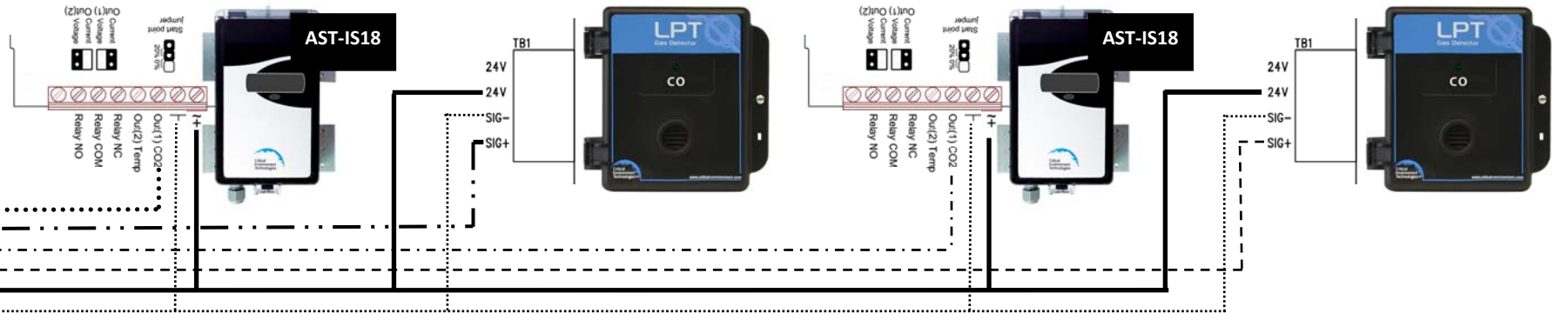
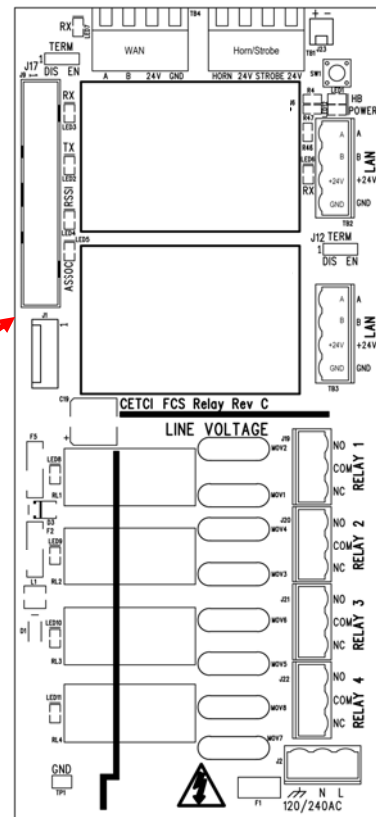


L  
N  
GND  
INSTALLER SUPPLIED  
LINE VOLTAGE  
(90-240 VAC, 50-60 HZ)



RELAYS OPERATE IN A  
"FAIL SAFE" CONFIGURATION.



Strobe & Horn operate together

Strobe & Horn operate independently

To enable Strobe only, connect the yellow wire and the black wire. To enable Horn only, connect the red wire and the black wire.

**FCS WITH OPTION -2AI TO REMOTE AST-IS18 (CO2) AND LPT-TCO (CO) ANALOG TRANSMITTER AND REMOTE RLY-8 WITH RSH-24VDC CONNECTION TO RELAYS WIRING CONNECTION DRAWING**  
REV-A January 17, 2017