

BUILDING THE PERFECT COMBUSTION REPORT

Let **FUS** Make It Even Easier...



Reporting Package with IrDA Thermal Printer and Furite™ User Software (FUS)

P/N: 0024-xxxx
Revision 0 July 2014
© 2014 Bacharach, Inc.

BACHARACH

BACHARACH, Inc.
Insight Plus
SN: AB1234

Time: 03:46:21 PM
Date: 04/09/14

Fuel Nat. Gas	
O ₂	8.5 %
CO	339 ppm
Eff	76.0 %
CO ₂	7.0 %
T-Stk	500 °F
T-Air	80.0 °F
EA	61.0 %
CO<0>	571 ppm

Comments:

Basic

BACHARACH

ABC HVAC
EASY AS ABC
800-555-1234

BACHARACH

BACHARACH, Inc.
Insight Plus
SN: AB1234

Time: 03:46:21 PM
Date: 04/09/14

Fuel Nat. Gas	
O ₂	8.5 %
CO	339 ppm
Eff	76.0 %
CO ₂	7.0 %
T-Stk	500 °F
T-Air	80.0 °F
EA	61.0 %
CO<0>	571 ppm

Comments:

User ID

BACHARACH

BACHARACH, Inc.
Insight Plus
SN: AB1234

213 Lee Ave
NG 80+ Eff
Service Call

Time: 03:46:21 PM
Date: 04/09/14

Fuel Nat. Gas	
O ₂	8.5 %
CO	339 ppm
Eff	76.0 %
CO ₂	7.0 %
T-Stk	500 °F
T-Air	80.0 °F
EA	61.0 %
CO<0>	571 ppm

Comments:

Test ID

ABC HVAC
EASY AS ABC
800-555-1234

VISIT US ON THE WEB

BACHARACH

BACHARACH, Inc.
Insight Plus
SN: AB1234

213 Lee Ave
NG 80+ Eff
Service Call

Time: 03:46:21 PM
Date: 04/09/14

Fuel Nat. Gas	
O ₂	8.5 %
CO	339 ppm
Eff	76.0 %
CO ₂	7.0 %
T-Stk	500 °F
T-Air	80.0 °F
EA	61.0 %
CO<0>	571 ppm

Comments:

Custom Logo

ABC HVAC
EASY AS ABC
800-555-1234

20% OFF YOUR NEXT SERVICE CALL

BACHARACH, Inc.
Insight Plus
SN: AB1234

As Found Conditions:

213 Lee Ave
NG 80+ Eff
Service Call

Time: 03:46:21 PM
Date: 04/09/14

Fuel Nat. Gas	
O ₂	8.5 %
CO	339 ppm
Eff	76.0 %
CO ₂	7.0 %
T-Stk	500 °F
T-Air	80.0 °F
EA	61.0 %
CO<0>	571 ppm

As Left Conditions:

213 Lee Ave
NG 80+ Eff
Service Call

Time: 07:09:28 PM
Date: 04/09/14

Fuel Nat. Gas	
O ₂	8.0 %
CO	14 ppm
Eff	76.8 %
CO ₂	7.3 %
T-Stk	490 °F
T-Air	80.0 °F
EA	55.0 %
CO<0>	23 ppm

Comments:

Tune-Rite™ Partial

ABC HVAC
EASY AS ABC
800-555-1234

ABC HVAC EASY AS ABC! 800-555-1234

BACHARACH, Inc.
Insight Plus
SN: AB1234

As Found Condition:

213 Lee Ave
NG 80+ Eff
Service Call

Time: 03:46:21 PM
Date: 04/09/14

Fuel Nat. Gas	
O ₂	8.5 %
CO	339 ppm
Eff	76.0 %
CO ₂	7.0 %
T-Stk	500 °F
T-Air	80.0 °F
EA	61.0 %
CO<0>	571 ppm

As Left Condition:

213 Lee Ave
NG 80+ Eff
Service Call

Time: 07:09:28 PM
Date: 04/09/14

Fuel Nat. Gas	
O ₂	8.0 %
CO	14 ppm
Eff	76.8 %
CO ₂	7.3 %
T-Stk	490 °F
T-Air	80.0 °F
EA	55.0 %
CO<0>	23 ppm

Service Checklist

213 Lee Ave
NG 80+ Eff
Service Call

Time: 07:09:57 PM
Date: 04/09/14:

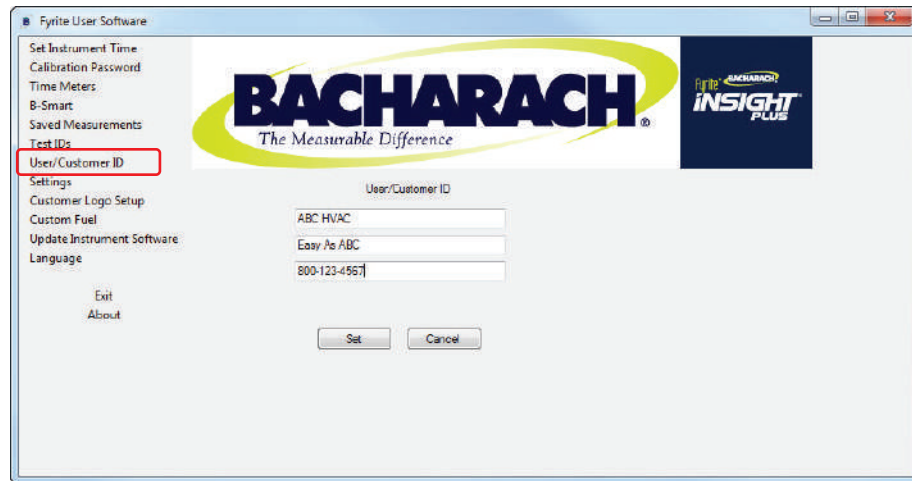
- Gas Pressure
- Cracked Heat Ex
- Dirty Burner
- Flame Impingement
- Burner Debris

Comments:

Tune-Rite™ Full

- Customizable User ID **FUS**
- Custom Logo/Graphic **FUS**
- Standard Analyzer ID Information
- Tune-Rite™ “As Found” Data Begins
- Custom Test ID Information **FUS**
- Standard Time and Date Stamp
- Tune-Rite™ “As Found” Data
- Tune-Rite™ “As Left” Data Begins
- Custom Test ID Information **FUS**
- Standard Time and Date Stamp
- Tune-Rite™ “As Left” Data
- Tune-Rite™ Service Checklist Begins
- Custom Test ID Information **FUS**
- Standard Time and Date Stamp
- Tune-Rite™ Service Checklist

USE FYRITE™ USER SOFTWARE (FUS) TO ENHANCE YOUR COMBUSTION REPORTS AND SIMPLIFY THE CREATION PROCESS



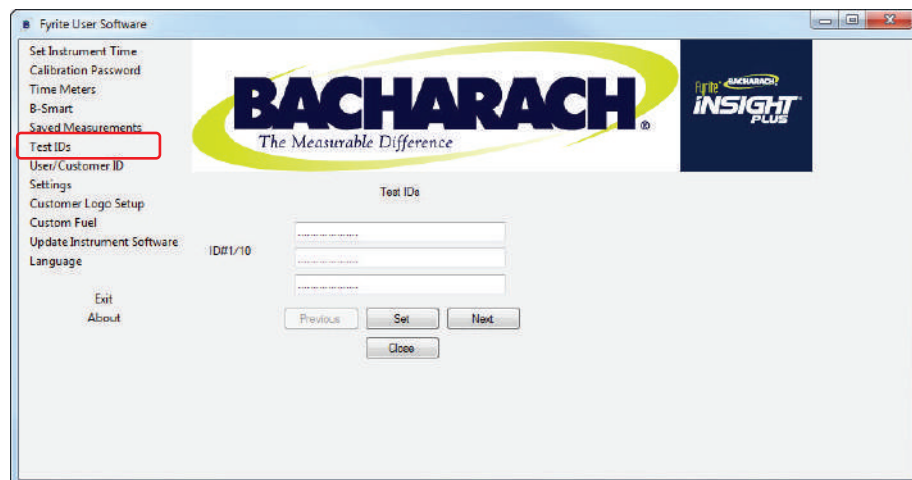

CUSTOMIZABLE USER/CUSTOMER ID

- 1 FUS reads the User/Customer ID from the analyzer.
- 2 To change the resident User/Customer ID, enter new information.
- 3 Click the SET button.
- 4 User/Customer ID information will appear at the top of printed combustion reports.

User/Customer ID

ABC Heating and A/C
123 Plenum Parkway
Checking CO 12345

Set Cancel



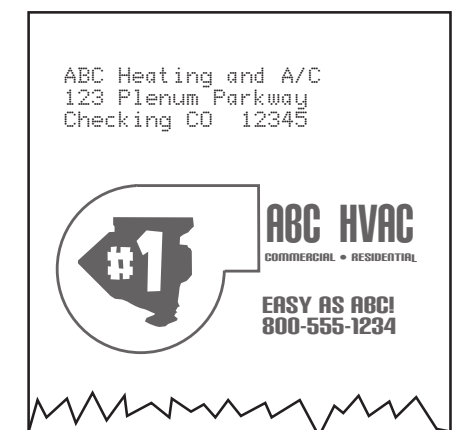

CUSTOMIZABLE TEST ID

- 1 FUS reads Test ID information from the analyzer.
- 2 Enter new Test ID information then download it to the instrument by clicking the SET button.
- 3 Enter up to 3 lines of text for each Test ID. Identify equipment type, location, purpose, anything.
- 4 Using the software may be more convenient than using the instrument's keypad to enter Test IDs.
- 5 Use Next and Previous to navigate through (and edit) all Test IDs.
- 6 From the analyzer, set the Test ID before analyzing to associate future tests with that Test ID.



CUSTOMIZABLE GRAPHIC LOGO

- 1 Create logo artwork (382 x 197 pixels and proper format [.BMP, .JPG, .PNG, or .TIFF]).
- 2 Enter the logo file name or use the BROWSE button to locate the art file.
- 3 Click the LOAD LOGO button to read the logo file and send it to the analyzer.
- 4 The new logo (or virtually any artwork) will appear on printed combustion reports.
- 5 Consider using non-logo artwork like QR codes, text, or even coupons.
- 6 Click DEFAULT to revert to the Bacharach logo.

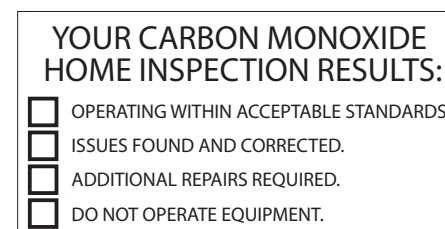


www.MyBacharach.com • www.Tune-Rite.com

Sample Web QR Code



Sample Text with Check Boxes



Sample Coupon

